



# Easy Paper Plane

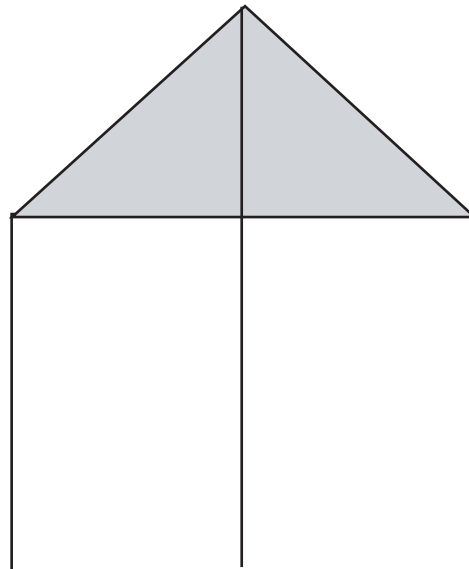


1



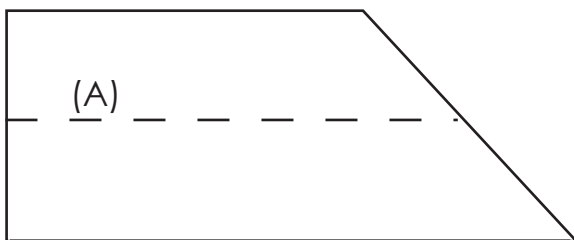
First, fold sheet in half along the line shown.

2



Then fold the top large triangle over so that the two flaps form a triangle.

3



Fold together so that flaps are inside.

4



Fold along the line (A) on both wings.

Hold inside the fold and throw gently with nose pointed slightly upwards.

